







GreenSpace Surface-mounted LED Downlight



LED Downlight Category

Application: Office, Shop, Hospitality, Healthcare and Indoor public indoor space etc.

GreenSpace –Best TCO payback story, specification downlight suitable for both retail and office applications

	Positioning	2014	2015	2016
Statement	<p>LuxSpace Series Best visual comfort and leading technology LED downlight</p>	<p>(upgrade) Luxspace Gen3 -best visual comfort (UGR19) -100lm/W -50khrs -DALI dimming</p> 	<p>POE LuxSpace - 2500lm - UGR19 - >100lm/W - 50khrs</p> 	
Performance	<p>GreenSpace Best TCO payback story LED specification Downlight : <0.5 years for new installation vs 145 CFL solution</p>		<p>GreenSpace Gen4 (CFL replacement) -High efficacy (Typ. 95~ 100lm/W) -Full range (3CCT's ,4lms, 3 cut out) - CRI >80 -long life time (50kh) -DALI dimming -IP 54 (Front side)</p> 	
Performance	<p>GreenSpace Surface mounted Compact design LED specification Downlight with excellent performance</p>			<p>Surface Mounted Downlight - 1000/2000/3800/6600lm - 100lm/W - 3000/4000/6500K - 50Khours - IP65 for 3800&6600lm</p> 
Performance	<p>GreenSpace POWER High lumen output version -Best TCO payback history LED Downlight : <0.5 years for new installation vs 145 CDM solution</p>	<p>GreenSpace POWER (CDM 50/70w replacement) -3500lm@38w@8" & 10" -4500lm@50w@8" & 10" -3000K/4000K -CRI80 -long life time (50kh)</p> 		<p>GreenSpace POWER Gen2 -3500lm @ 34W -4500lm @ 41W - Cut-out 8" & 10" -3000K/4000K -CRI80 -long life time (50kh)</p> 

GreenSpace Surface-mounted LED downlight

Features & Benefits




- ✓ System efficacy - **100lm/W**, energy saving up to 66% vs conventional
- ✓ Two optical beams for different lumens to cater to different mounting height
- ✓ Lifetime **50,000hours** (L70B50@Ta25° C)- reliable performance
- ✓ CRI \geq 80 @3000K,4000K and 6500K – good light quality
- ✓ Integral lightweight design, saving installation cost

GreenSpace Surface-mounted LED downlight

Application

- Shopping mall
- Station concourse
- Canopy
- Airport public area
- Stadium public area



GreenSpace Surface-mounted LED downlight

Designation

i.e. SM293C LED20/840 PSU WH GM

1

2

3

1 Lumen output

SM291C LED10: 1000lm

SM293C LED20: 2000lm

SM294C LED40: 3800lm

SM295C LED70: 6600lm



1000lm/2000lm
Ø160 x H 135mm



3800lm IP20
Ø160 x H 170mm



3800lm IP65 & 6600lm
Ø200 x H 239mm

2 Color temperature

830: 3000K

840: 4000K

865: 6500K

3 Housing:

WH: White housing IP20

WP: White housing IP65

ETO option

Housing – Black

GreenSpace Surface-mounted LED downlight

Specification – IP20 version



Technical parameters	SM291C LED10	SM293C LED20	SM294C LED40	SM295C LED70
Conv.lum replacement	CFL 1×26W	CFL 2×26W; CDM 35W	CDM 70W	CDM 150W
Input voltage	220V-240V/50-60Hz			
Housing Color	White			
Power	10W	20W	38W	66W
PF	>0.90			
CCT	3000K; 4000K; 6500K			
System Lumen	1000lm @ 4000K	2000lm @ 4000K	3800lm @ 4000K	6600lm @ 4000K
System Efficacy	100lm/W @ 4000K	100lm/W @ 4000K	100lm/W @ 4000K	100lm/W @ 4000K
CRI	80			
SDCM	≤5			
Beam angle	90°		60°	
Diameter	160mm			200mm
Approbation	CB / EMC / CE / SAA			
Electrical class	Class I			
Operating temperature	-20°C < ta < 40°C			
Lifetime	50,000 hours (L70B50 @ Ta=25°C)			
Mounting type	Surface mounted			
IP rating	IP20			
Driver	Fixed output			

GreenSpace Surface-mounted LED downlight


Specification – IP65 version



Technical parameters	SM294C LED40	SM295C LED70
Conv.lum replacement	CDM 70W	CDM 150W
Input voltage	220V-240V/50-60Hz	220V-240V/50-60Hz
Housing Color	White	White
Power	38W	66W
PF	>0.90	>0.90
CCT	3000K ; 4000K; 6500K	3000K ; 4000K; 6500K
System Lumen	3800lm @ 4000K	6600lm @ 4000K
System Efficacy	100lm/W @ 4000K	100lm/W @ 4000K
CRI	80	80
SDCM	≤5	≤5
Beam angle	60°	60°
Diameter	200mm	200mm
Approbation	CB / EMC / CE / SAA	
Electrical class	Class I	
Operating temperature	-20°C < ta < 40°C	
Lifetime	50,000 hours (L70B50 @ Ta=25°C)	
Mounting type	Surface mounted	
IP rating	IP65	
Driver	Fixed output	

GreenSpace Surface-mounted LED downlight

GreenSpace surface-mounted VS Conv. luminaire solution



Light source	Lamp wattage	Lamp lumen	System wattage	System lumen
PL-C 1×26W	26W	1800lm	30W	1020lm
PL-C 2×26W	52W	3600lm	60W	1980lm
CDM 70W	70W	6600lm	79W	4000lm
CDM 150W	150W	13250lm	170W	6600lm

66% Energy saving

50% Energy saving

60% Energy saving

Light source	System wattage	System lumen
LED	10W	1000lm
LED	20W	2000lm
LED	39W	3800lm
LED	66W	6600lm

Ordering information

12NC	Product description	CCT	IP rating
911401847199	SM291C LED10/830 PSU WH GM	3000K	IP20
911401847299	SM291C LED10/840 PSU WH GM	4000K	IP20
911401847399	SM291C LED10/865 PSU WH GM	6500K	IP20
911401847499	SM293C LED20/830 PSU WH GM	3000K	IP20
911401847599	SM293C LED20/840 PSU WH GM	4000K	IP20
911401847699	SM293C LED20/865 PSU WH GM	6500K	IP20
911401848599	SM294C LED40/830 PSU WH GM	3000K	IP20
911401848699	SM294C LED40/840 PSU WH GM	4000K	IP20
911401848799	SM294C LED40/865 PSU WH GM	6500K	IP20
911401848499	SM295C LED70/830 PSU WH GM	3000K	IP20
911401848899	SM295C LED70/840 PSU WH GM	4000K	IP20
911401848199	SM295C LED70/865 PSU WH GM	6500K	IP20
911401848299	SM294C LED40/865 PSU WP WH GM	3000K	IP65
911401848399	SM294C LED40/830 PSU WP WH GM	4000K	IP65
911401847999	SM294C LED40/840 PSU WP WH GM	6500K	IP65
911401847899	SM295C LED70/830 PSU WP WH GM	3000K	IP65
911401847799	SM295C LED70/840 PSU WP WH GM	4000K	IP65
911401848099	SM295C LED70/865 PSU WP WH GM	6500K	IP65

